

HOLY ANGLE PUBLIC SCHOOL
SUMMER HOLIDAYS HOME WORK

SESSION- 2024-2025

CLASS- U.K.G

Dear parents:

Submission date: 1st July 2024

Dear Parents, Holidays are the time for parents to become teachers and friends. It provides you with an opportunity to spend your precious time with them and develop an everlasting bond. We know you are looking forward to some constructive time with your child and make the holidays fruitful and exciting. So, let us make this summer break fun-filled with some exciting activities. Your encouragement can make a huge difference to the learning outcome of your child. Kindly motivate and lend support to your child and ensure that they complete the work well on time and to the best of their ability.

Some things that you as a parent can do are:

- a. Make simple conversations in English.
- b. Recite a story to them.
- c. Play simple games with your child.
- d. Involve them in little household chores.
- e. Take your child on a nature walk.

All about me...

ALL ABOUT ME!
My name is _____ 

I am _____  **My name starts with** _____

years old

My favorite color is _____ 

I am a...

 **girl**  **boy**

My Father's Name

My Mother's Name

English- Write any 10-10 words for each vowel 'a' and 'e'.

Do practice of reading vowel 'a' and 'e' sound words and sentences.

Do practice of one page daily in "Magic World Alphabet and Cursive" workbooks.

Hindi- दो, तीन और चार अक्षर वाले शब्द पढ़िए व रफ कॉपी में अभ्यास करिए(प्रत्येक 10-10)

World Magic – Do page no.- 10 to 15

Activity Sheet- Do Page no.- 70, 71, 72, 73, 74

Maths- Write forward counting 1-100 and backward counting 50-1

Learn and write number names- (1-10)

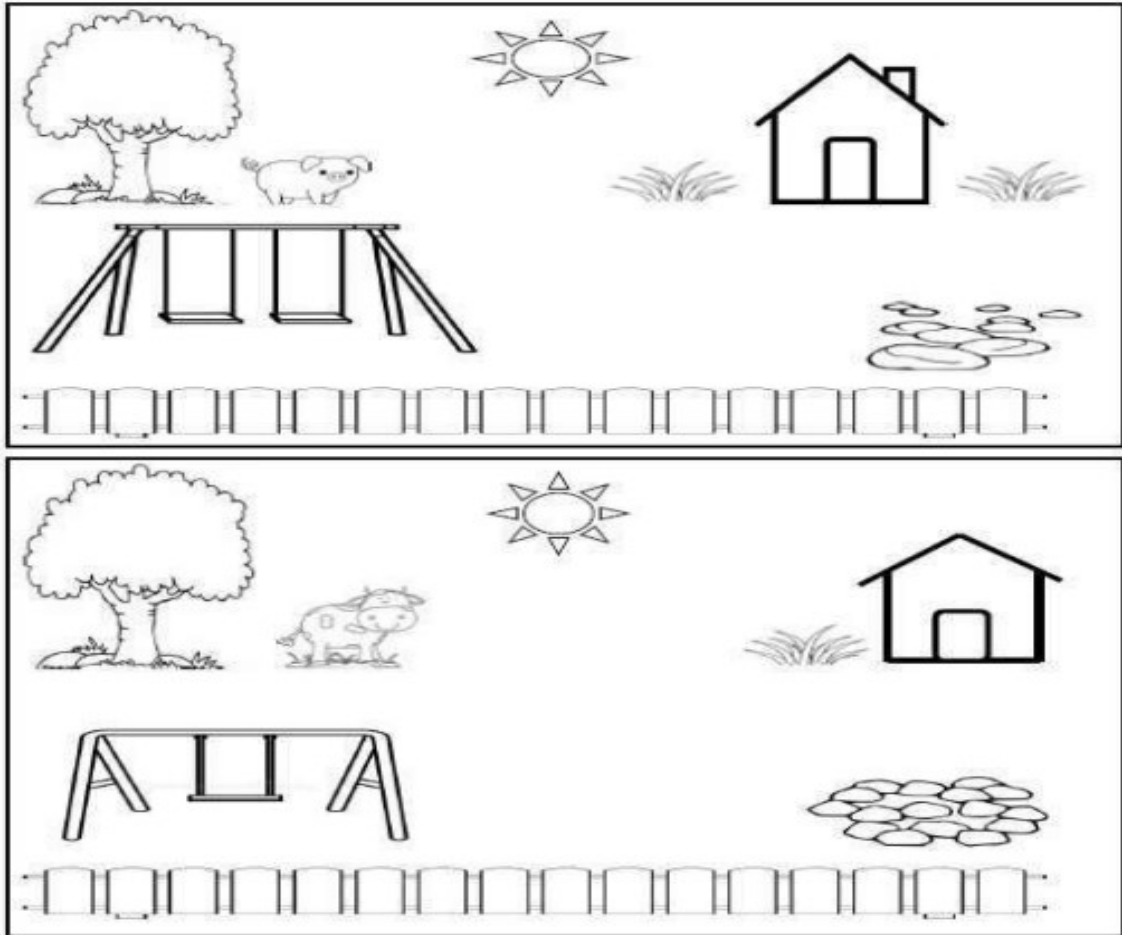
} Rough
} notebook

Magic World Numbers – Upto Page no.- 53

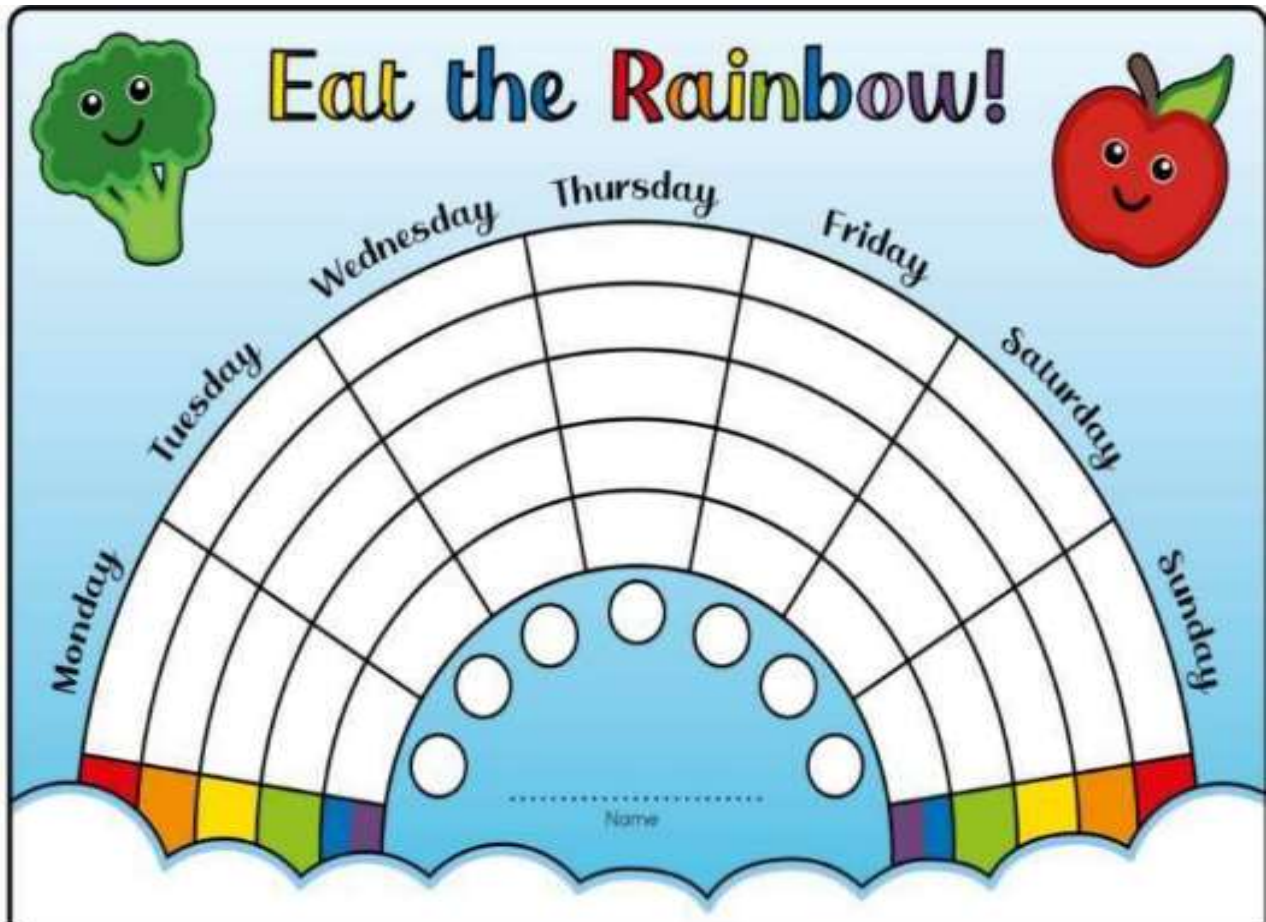
Activity Sheet- 33,34,35,36,37

EVS- **Activity Sheet-** Page no. – 15, 18, 24

- Spot any 5 differences between the two pictures.

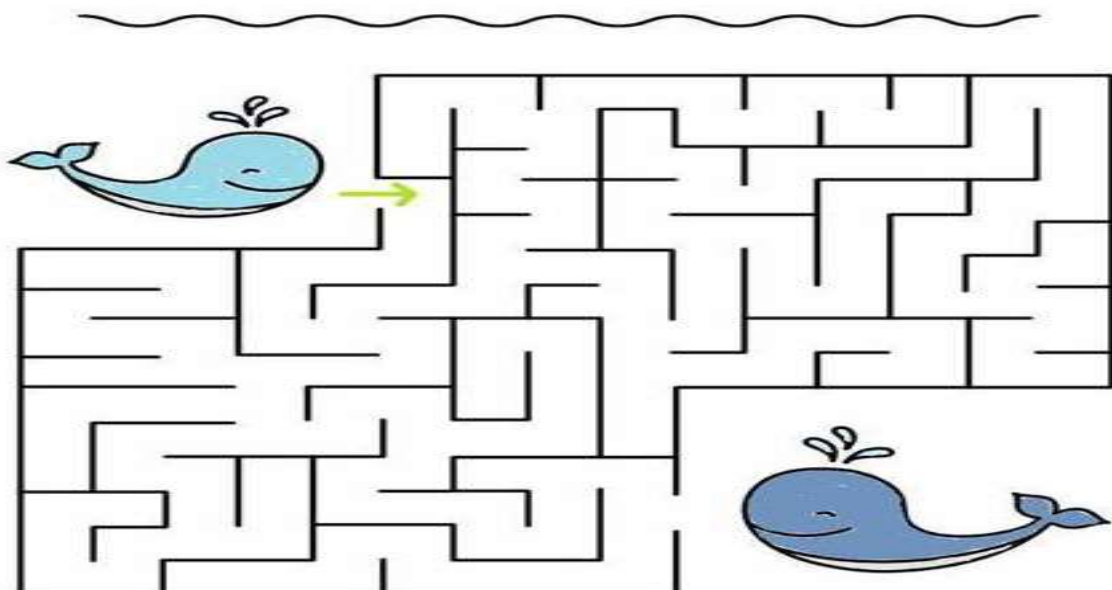


- Fun activity




Every time you eat a fruit or vegetable, mark it in the coloured section for the day. You can either write the name of the food or put a tick or colour space. At the end of the day you may count how many different colours you have eaten and write the number in the inner circle.

- Problem solving (Maze)- Help the whale to find his friend.



Art & craft-

- Paste buttons to show the number value (1-10) and also write their names on A4 size coloured sheet.
- Write your name on a sheet with tear and paste activity.
- Draw pictures out of any 2 alphabets and colour also.



- Make a plantation video to celebrate **Environment's day (5th June)** and share with us.
- Make a photo frame using waste material to celebrate **Father's day (16th June)**.
- Make a video doing yoga with your family on **Yoga day (21st June)** and share with us.

